

Basic PC & Computers Training for Beginners Training Guide: Table of Contents and exercise snapshot

note: there will be slight differences between XP and Vista training guides

Table of Contents

Computer Parts	4
Input Devices	4
Output Devices	4
Central Processing Unit and Memory	5
Also see My Computer: Summary view of Hard Disk Drives & Devices (pp 31)	6
Using a Computer	7
Using a Keyboard	8
Mouse Basics	10
Common Computer Terminology	11
Computer Hardware.....	11
About Operating Systems	12
Computer Programs	12
Understanding Networks.....	12
Types of Network.....	13
LAN	13
WAN	13
Basic Virus Understanding	14
Trojan horses	15
Worms:.....	15
E-mail Viruses:	15
Spyware / adware.....	15
Why are they here and where do they come from?.....	15
How to protect your Computer	16
Firewall	16
A Software Firewall.....	16

Basic PC & Computers Training for Beginners Training Guide: Table of Contents and exercise snapshot

note: there will be slight differences between XP and Vista training guides

A Hardware Firewall:	17
Anti Virus programs	17
Operating Systems	17
Introduction to Operating Systems	17
Provides a user interface	18
Provides utilities to configure your system	18
Helps manage computer resources	18
Helps secure data by controlling user access to a computer	18
Understanding the Windows User Interface	19
Desktop	19
Taskbar	19
Notification Area	20
Start	20
HELP / F1:	20
Computer Basics Summary	21
Introduction to Computers	21
Common Computer Terminology	21
Computer Performance and Features	21
Computer Operating Systems	22
Career Opportunities	22
Starting and Stopping Your Computer	22
Starting	22
Using the Mouse	23
How to Open a Program / Application	24
Moving a Window	26
Resizing a Window	27
To navigate scroll bars	27
Minimise a Window	27

Basic PC & Computers Training for Beginners Training Guide: Table of Contents and exercise snapshot



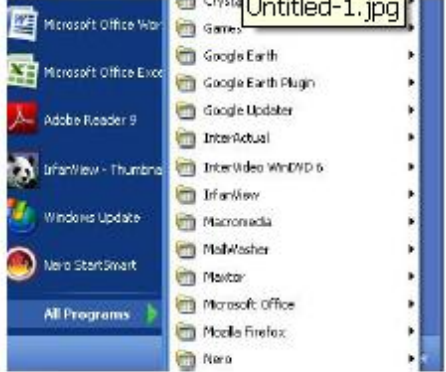
note: there will be slight differences between XP and Vista training guides

Maximize a Window	27
What are Shortcuts?	28
How to Switch between Open Programs /Windows	28
How to Close a Program / Application Window	28
Keeping your Computer's Operating System & Software Up-to-date	29
How to check for Microsoft Updates	30
Stopping / Shut Down	31
Log Off/On	32
Log on – more than one user.....	32
My Computer: Summary view of Hard Disk Drives & Devices.....	33
Care and Feeding of Your Computer	35

Basic PC & Computers Training for Beginners Training Guide: Table of Contents and exercise snapshot

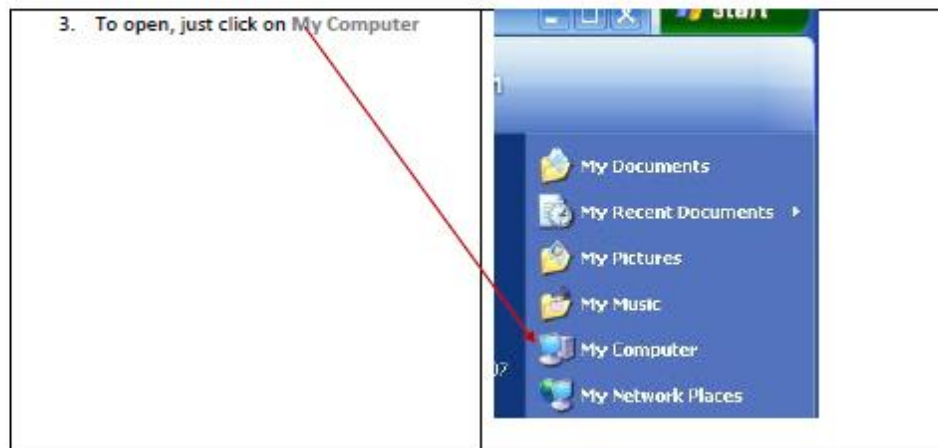
note: there will be slight differences between XP and Vista training guides

How to Open a Program / Application

<p>1. Point your mouse at and Click on the start button</p>	
<p>You will see something similar to this image appear. Take note of what is available.</p> <p>2. Now move your mouse down to All Programs</p>	 <p>The image shows the Windows Start menu for a user named Rachel Hatch. The menu is open, displaying a list of programs on the left and system settings on the right. A red arrow points from the text 'All Programs' in the instructions to the 'All Programs' link at the bottom of the program list.</p>
<p>You will see a list of programs on your computer appear</p> <p>Now move your mouse away from All Programs or 'click away' on to a non-clickable region and this list will disappear</p>	 <p>The image shows a close-up of the program list from the Start menu. A red arrow points from the text 'click away' in the instructions to the right edge of the list, indicating where to click to close the menu. A small window titled 'Untitled-1.jpg' is visible in the top right corner of the image.</p>

Basic PC & Computers Training for Beginners Training Guide: Table of Contents and exercise snapshot

note: there will be slight differences between XP and Vista training guides



To purchase complete Basic PC & Computers Training for Beginners Training Guide for XP - [click here](#)

https://www.paypal.com/cgi-bin/webscr?cmd=s-xclick&hosted_button_id=10095387

To purchase complete Basic PC & Computers Training for Beginners Training Guide for Vista - [click here](#)

https://www.paypal.com/cgi-bin/webscr?cmd=s-xclick&hosted_button_id=10095421